

JR. RAIDER EXPRESS SEPTEMBER 28, 2011

HOEDOWN TIME IS HERE

The annual HOEDOWN for Central Elementary will be on **Tuesday, Oct. 11**. The children are encouraged to dress in western wear on that day. The first grade will be held from 8:20-9:00 a.m. in the gym.

The second grade HOEDOWN will be 1:30-2:30 on the tennis courts at the city park. There will also be a dance for the parents, so bring your toe tapping shoes. They will square dance to several of the latest country tunes. HOPE TO SEE YOU THERE!

SCHOOL PICTURES

COMING SOON

WEDNESDAY, OCTOBER 12

Picture packets will need to be turned in as soon as possible or by 8:30 a.m. on the 12th

Picture packets will be coming home soon in the back packs. Pictures are scheduled for **Wednesday, October 12**. All pictures will be taken in the morning. Extra packets will be available in the school office.

PARENT CONFERENCES

Parent Conferences will be held **Tuesday, Oct. 18 from 4:00 - 8:00 p.m., Wed., Oct. 19 from 4:00 - 6:00 p.m.** and **Thursday, Oct. 20 from 11:00 a.m. - 8:00 p.m.** for preschool through second grade. **There is no school for the students on Thursday Oct. 20 & Friday Oct. 21.** Be sure to watch for the conference time reminders to come home. If for some reason you cannot make your conference, please call the school.



Mrs. Butler, speech teacher, will be in her room during conferences. If you want to make an appointment ahead of time please call **Mrs. Butler** at 456-7271 or she does have a sign up on her classroom door.

SAFE AT SCHOOL, SAFE AT HOME

From time to time we check the KBI website to ascertain information about registered sex offenders living in and around Wamego. We feel this is necessary for the safety of our students. You may also want to check the website at <http://www.accesskansas.org/kbi>.

CLASSROOM PARTIES

Parties are planned at school for Halloween, Christmas and Valentine's Day. Most often these parties are planned under the direction of a room parent in cooperation with the teacher. Parents are welcome to attend classroom parties. Young siblings should not attend classroom parties. **No party will begin more than one hour before dismissal.** Please do not arrive more than 15 minutes before the party is to begin. Please contact your child's teacher if you desire to assist in some activity. No more than four snacks are allowed at the parties. Please do not send items that will need to be refrigerated.

HALLOWEEN



Planning ahead? Halloween parties will be held **Monday, October 31**. Just a reminder to parents that we are asking that all costumes portraying violence be avoided.

Halloween should be a time of fun and laughter. **Costumes will not be worn to school** as the parade and parties will be in the afternoon. Be sure costumes are not too long so that children will not trip over them. The parade is at 2:05 followed by the parties. **Please no siblings at the party and we request that the room mothers not arrive before 1:45. Other parents are welcome to join us for the parade at 2:05.**

This year our parade route will be longer in order for parents to watch the parade at different locations. The parade will start with the students going out the front doors on 7th, going west on 7th and turning North on Poplar to 8th, then we will turn East on 8th and down to Lincoln, down Lincoln to 7th, back up 7th St. and then end when the students come back in the main entrance. Please feel free to bring lawn chairs and sit anywhere along the parade route. If it is raining or it is cold the parade will be in the gym.

THIS AND THAT

Please remember that cooler weather will soon be upon us and students need a jacket for recess, and also before and after school while waiting outside. We do not supply jackets for those students who forget theirs.

If your child is going to be absent from school for any reason, please **call the school office by 8:30 a.m. At that time you may also request assignments.**

Please do not call your children to the fence to talk to them during recess. The aides may not know you are the parent. If you need to visit with your child, please **do so through the office.** Safety is our first concern.

Remember if your child is doing something different after school than they usually do or their transportation home is different; **please let the school know with a note to the teacher.** We like to keep the telephone calls to a minimum. **Please do not email transportation requests or changes to the teacher or office.**

Please do not send **latex balloons** to school for your child as we do have individual health issues.

CAMPBELL'S LABELS FOR EDUCATION AND BOX TOPS FOR EDUCATION

Giving back to your community has never been easier!

The Campbell's Labels for Education program is a great way to earn FREE merchandise for our school, and Campbell's makes it so easy to redeem labels. With your help Central can make this year the best ever. Participating in the program is easy. Simply save labels from Campbell products and send them to school. Central also saves Box Tops for Education, so please send them to school also.

Chances are you already have many products in your kitchen right now that qualify for the Campbell's Labels for Education program.

After you enjoy them, don't forget to save the proofs of purchase! Look for the Labels for Education logo on the label, near the UPC. **You no longer have to send in the Campbell's label, just cut and send in the UPC code with the picture of the Campbell's person.**

Thanks for your continued support in our Campbell's Labels for Education program. Also, thanks goes to **April Bayless** and **Jaimee Hoobler** for cutting and organizing the Box Tops and Campbell's labels again this year for us.

Central also saves Box Tops for Education. Please cut around the dotted line and send them to school also

CENTRAL CALENDARS

You may access Central Elementary monthly calendar and the USD 320 menu calendar by going to the USD 320 WEB site at: www.usd320.com and then go to calendars.

Also, a reminder that the monthly Jr. Raider Newsletter is posted on that same web site the last Wednesday of each month.

KANSAS SCHOOL SAFETY HOTLINE

Kansas School Safety Hotline (1-877-626-8203) became operative August 1, 1999, for use by students, parents, and community members in anonymously reporting any impending school violence. As of August 1, 2010, 4,275 hotline calls were logged with 896 of them being referred to school districts and/or law enforcement agencies. Each school district has a list of persons who could be contacted by the Kansas Highway Patrol dispatches in reporting potential violence.

JR RAIDER T-SHIRTS & SWEATSHIRTS

Jr. Raider Shirts and sweatshirts are sold at the school office. If we do not have the proper size, they may be ordered. The cost is **\$8.00 for T-shirts** and **\$14.00 for sweatshirts.** We will have "Jr. Raider day" the first and third Friday of each month. The children can wear their shirts if they wish on these days.

CONSTITUTION DAY IN KINDERGARTEN

The kindergarten classes celebrated Constitution Day on Monday, September 19, by participating in several activities. The children viewed the portrait "Signing the Constitution" and a copy of the first constitution on the promethean board. The children discovered two of the signers of the constitution went on to become presidents of the United States.

The children were able to gain a better understanding of the constitution by relating it to our classroom rules. The children sang a "rules rap" song and created a list of rules for our classrooms

The teachers typed the rules on the promethean board for all the children to see. We then watched as each of the children signed the document. By signing their names, they promised to uphold the rules or the "constitution" of our classrooms.

FIRST GRADERS BEGIN MATH JOURNEY

First graders have started their mathematical journey for the year using the Math Trailblazers program. In the first unit, students counted classroom objects, used links to compare lengths of objects, and explored the math facts strategy of counting on. For instance, when counting a nickel and two pennies, your child might say, "Five, six, seven, instead of starting with "one." In the second unit, the students have been learning to visualize and find relationships among shapes. They have worked with squares, circles, rectangles, hexagons, rhombuses, and trapezoids. Children have located shapes in their everyday lives, created patterns, and have investigated the results of combining shapes and breaking them into smaller parts.

Families can provide mathematical opportunities at home by encouraging your child to identify numbers on signs, in the newspaper, on the phone, and on a calendar. Ask your child to compare the numbers asking questions such as, "What number is 5 more/less than the number you found?" You can play a game called "I Spy a Shape." Describe a shape you see that is part of an object and invite your child to guess the object you are talking about.

We hope you enjoy taking this mathematical journey with your first grader this year!

PRESCHOOL BACK AT CENTRAL

We have survived the move and are loving life at Central. While the West Elementary staff and students were very accommodating to their guests, it is nice to be back home. The following are reasons for our excitement:

Students:

- *We have our own "locker"
- *We have restrooms more our size
- *We can play on the playground equipment
- *Our "locker" is in our classroom
- *Our friends are more our size
- *We have new bikes to ride and a bigger space to ride them in

Teachers:

- *The kids have "lockers" in our rooms
- *No more transportation requests to attend school assemblies
- *We don't have to drive to attend staff meetings or obtain school supplies
- *We can watch our kids grow up
- *We have lots of storage
- *We have windows in our rooms
- *The kids have a place to play
- *We are in the same building as our peers
- *Our new furniture is awesome

SECOND GRADE MAP TESTING

During the week of September 19-23, all 2nd grade classes will be taking the MAP test. Here is a quick overview of the MAP test.

MAP = Measures of Academic Progress

Given twice a year: once in the fall and again in the spring to show academic growth in reading, language usage, and mathematics.

- Elements of the MAP tests:
 - Assess student achievement on district and state standards
 - Taken on a computer that tailors the test to the individual student's achievement level
 - Measures student academic growth over time
- Purpose of the MAP Tests:
 - Improve student learning
 - Measure academic growth during the year
 - Monitor student progress over several years
 - Inform students, teachers, and parents

BULLY PREVENTION AT CENTRAL ELEMENTARY

Central Elementary staff and students take bullying behavior very seriously. Central has established a Bully Prevention Committee of teachers, support staff, and parents who meet monthly to discuss issues pertaining to bullying. The committee established a school-wide system of reporting bullying behavior and a system for applying sanctions against bullying behavior. Teachers conduct weekly class meetings with students to discuss bullying and other social behaviors. Our school rules are displayed around our school and are shared with students during their weekly class meetings.


They are:

- We will not bully others.
- We will help students who are bullied.
- We will include all students in activities.
- We will report all incidents of bullying to an adult.

On September 30th we will have a school wide Bullying Prevention Kick-off. During this assembly we will share our theme for the year, "Take a Stand, Lend a Hand" and share a book with students called One. This book is a reminder of how important it is for us to stand up for each other and what we can do to stop bullying in our school. It is important for children to feel that they are able to report bullying at school and at home and we encourage them to do that. As a team we can all put a stop to bullying behaviors.



Central Elementary Open House



**Thank You for having a
making Central great!**

Please join us as we celebrate our
newly renovated school!

**Wamego Central Elementary
Community Open House**
1-4 p.m., Sunday, October 9, 2011

1 p.m. Ribbon Cutting Ceremony
At the South entrance

1-1:30 p.m. Dignitary Remarks
In the Gymnasium

1:30-4 p.m. "Come & Go" School Tour
*See the Mural of Hands
at the Cookie Reception
In the Cafeteria*

Hope to see you there!!



**Central
Elementary**

Science Night

6th Annual

October 13, 2011

WHAT TO DO???

Invisible Ink	Station 1
Start-Stop Orange Drop	Station 2
Make a Magnifying Glass	Station 3
Dry Rescue	Station 4
Paper Clip Climb	Station 5
Do Opposites Attract?	Station 6
Geodesic Gum Drops	Station 7
Taste without Smell	Station 8
Magically Cut Ice in Half	Station 9
Picky Toothpicks	Station 10
Make an Egg Float	Station 11
Soapy Shipwreck	Station 12
Snack Sleuth: Find the Healthy Snack	Station 13
Let's Have a Ball with Energy Transfer	Station 14
Soda Geyser	Station 15
Science Fair Projects	Middle of Gym

REMINDER!!!



Science Night is almost here!!!

Thursday, October 13th

from 6:30—8:00 pm

with your family

for a fun free evening

of **SCIENCE!**

Get your taste buds ready for the new experiments this year! Also, back by popular demand are Geodesic Gum Drops and Explosive Fun. Beginning at 6:45 p.m., there will be explosions every 15 minutes, 6:45-7:45 pm.

Don't forget to put your comment card in the box at the welcome table. These will be used for the door prize drawings!

Check Out these websites:

- www.exploratorium.edu/science_explorer/index.html
- www.internet4classrooms.com/science_elem.htm
- www.sciencenewsforkids.org
- www.familyfun.go.com
- www.science.howstuffworks.com/pulley.htm
-

4th Annual Central Elementary Science Fair

January 2012

Make sure to stop by the center of the gym to learn more about the Fourth Annual Central Elementary Science Fair which will be held in January.

Students from Central Elementary will be able to participate in this Science Fair. All participants will receive an award.

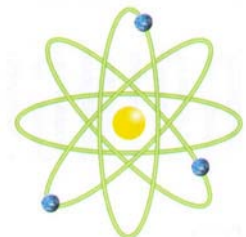
We are hoping for a great turnout! Watch for more details!

VOLUNTEERS NEEDED

To sign up for a shift and/or to send supplies for Science Night, visit the PTO Blog:

<http://centralpto.wordpress.com/>

Then, click on the Science Night link. Thank You!



All the News That's Fit to Eat!

Brought to you by USD320 Food Service

The Food Pyramid is no more! But never fear, the USDA has created a new tool for helping both kids and adults make healthy food choices. The new MyPlate icon is simple to understand and visually appealing. MyPlate is part of a larger communications initiative based on *2010 Dietary Guidelines for Americans* to help consumers make better food choices. It is designed to *remind* Americans to eat healthfully; it is not intended to change consumer behavior alone. MyPlate illustrates the five food groups using a familiar mealtime visual, a place setting.



Making food choices for a healthy lifestyle can be as simple as using these 10 Tips. Click [My Plate Top 10 Tips](#) to learn more! You can learn even more about MyPlate by going to www.choosemyplate.gov or by looking for links on the Food Service page of the USD320 website.


The **October Menu** is also available on the USD320 website.

Q & A Too Many Snacks

Q. When my child comes home from schools, he snacks all afternoon and then isn't hungry for dinner. How can I get him to change this habit?

A. You may be surprised to know that children actually need snacks. Their stomachs are small, so they can't get all the food and nutrients they need in just three meals a day. The trick is to give your youngster a snack that's both healthy and filling so he will be able to wait until dinnertime to eat again.

Try giving your child a choice of snacks when he comes home. Offer food like microwave low-fat popcorn, string cheese and fruit or "ants on a log" (peanut butter on celery stalks and covered with raisins).



Looking for an easy, healthy Halloween party snack?

Ingredients

- Apples
- Slivered almonds

Instructions

1. Just quarter and core an apple, cut a wedge from the skin side of each quarter, then press slivered almonds in place for teeth.

Tip: If you're not going to serve them right away, baste the apples with orange juice to keep them from browning.